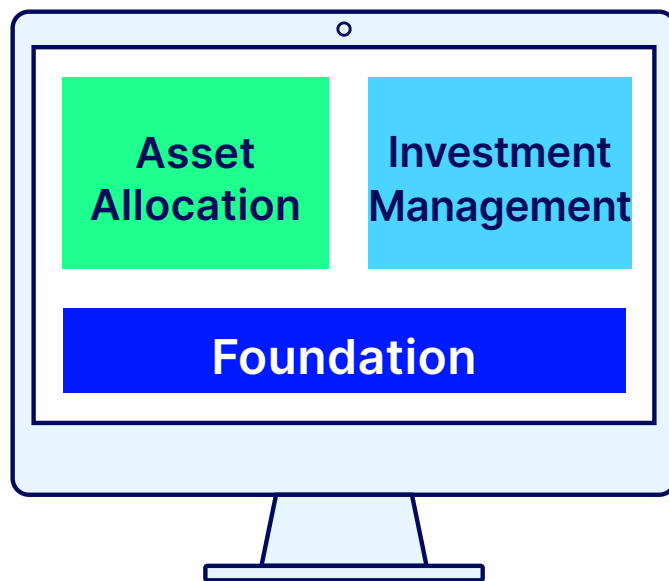


Charles River[®] for Asset Owners

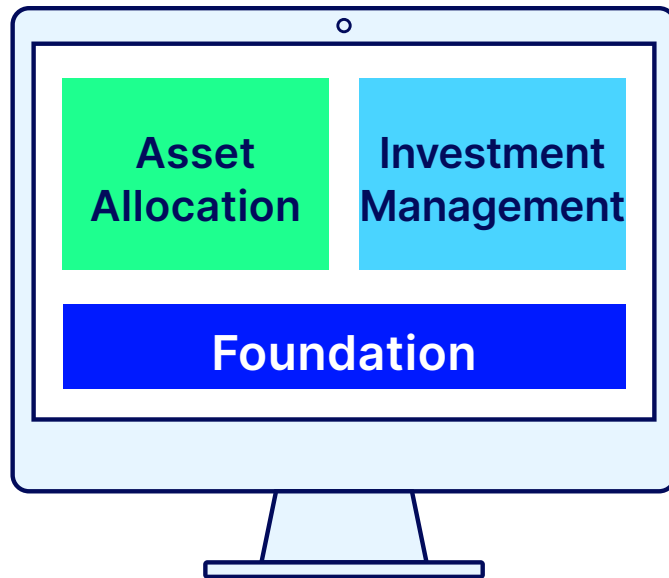


A Unified Solution for Asset Owners



Charles River provides an enterprise platform for pensions, superannuation funds and official institutions looking to “right source” their operating model with a combination of technology and services. The platform is designed to support growth, helping organizations diversify into new strategies, asset classes and geographies, and powering improved customer engagement by enabling near real-time insights into member portfolios.

By eliminating technology and data silos that inhibit innovation, Charles River helps provide [asset owners](#) with the agility to respond to changing customer preferences, regulatory requirements and market structure.



Asset Allocation

A “whole-of-fund” view provides asset owners with a holistic view of internally and externally managed assets across public and private markets. This ensures that portfolio and risk management workflows are based on a current, complete and accurate view of positions and exposures. Leveraging the whole-of-fund view offers asset owners several key benefits:

- Cost-effective rebalancing and portfolio completion by realigning to a fund’s desired asset allocation
- Consistent performance measurement and attribution analysis for investment products offered to plan members
- Stress testing of regulatory and internal scenarios to understand fund resiliency
- Transparency into the portfolio’s ESG impact as asset owners transition to net zero targets

Investment Management

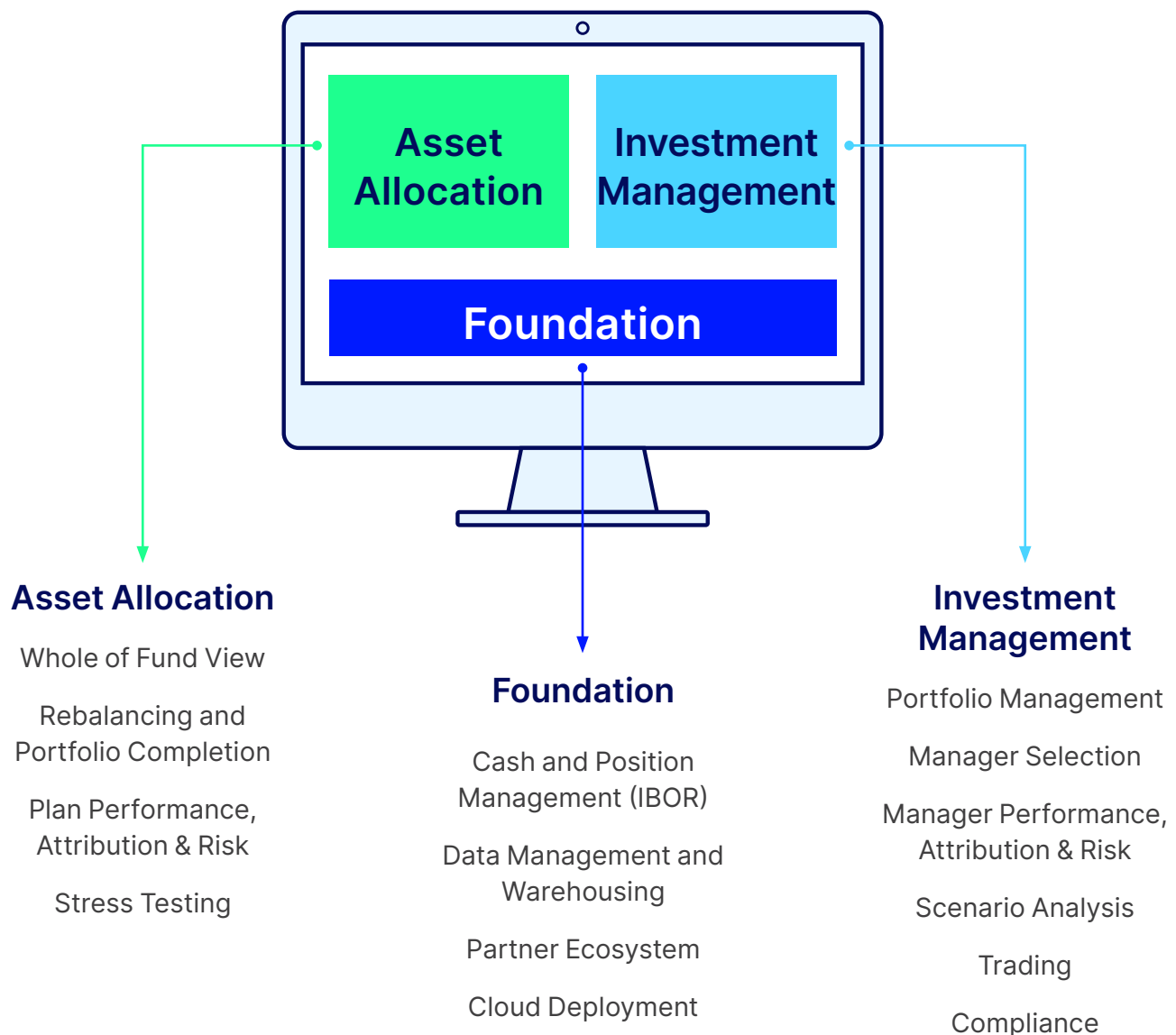
For organizations managing some or all assets in-house, Charles River provides a full suite of investment management capabilities, including [portfolio construction](#), scenario analysis, [trading](#), manager selection and [performance measurement and attribution](#).

Foundation

A solid data foundation underpins the platform, starting with an Investment Book of Record ([IBOR](#)) that provides an aggregated view of start-of-day positions and investable cash across custodians. Enterprise Data Management ([EDM](#)) provides data collection, validation, governance and warehousing across internal and external data sources.

Manage all Assets from a Single Desktop

Charles River empowers organizations with a single desktop view of assets, whether managed internally or externally. Eliminate data silos, fragmented legacy systems and delayed views of positions and cash with our cloud-based, enterprise solution.



Asset Allocation



WHOLE OF FUND VIEW

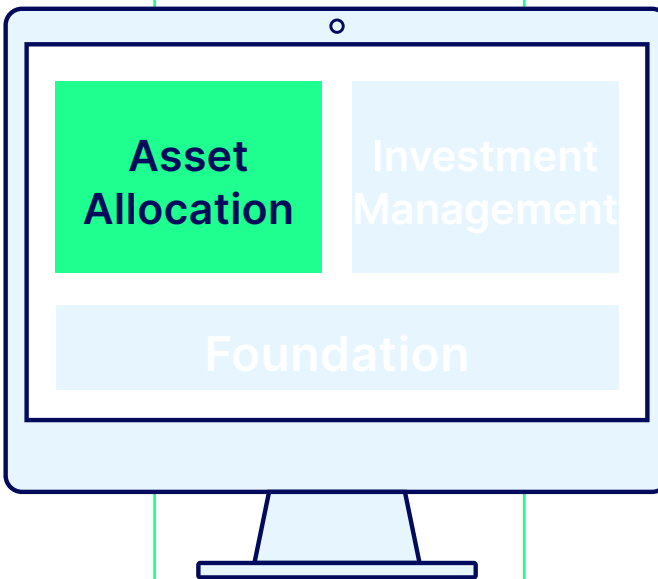


Aggregate Portfolios Across Internal and External Managers

Consolidate cash flows and positions across your full range of assets, whether managed internally or externally, and augment with risk and performance analytics. Understand ESG and other factor-based exposures in terms of country, currency or sector and analyze which names or issuers are contributing to returns.




REBALANCING & PORTFOLIO COMPLETION



Realign Funds with Asset Allocation Targets

Leverage a whole-of-fund view that incorporates cash flows between and across member investment products and asset classes to understand deviations from targets. Generate asset class tilts using exchange-traded futures, ETFs, or synthetic products to cost-effectively realign investments with allocation targets.



PLAN PERFORMANCE, ATTRIBUTION & RISK



Measure, Attribute and Analyze Plan Performance

Calculate and report multi-asset and multi-currency performance attribution results across the fund. Analyze performance against government or industry benchmarks to understand what's driving returns.



STRESS TESTING



Understand Fund Resiliency

Apply regulator-mandated or internal stress tests across the whole-of-fund to understand the impact of interest rate, market and currency shocks on performance and worst-case drawdown. Design and implement strategies to hedge unwanted risks.

Investment Management



PORTFOLIO MANAGEMENT

Manage Public and Private Assets on one Platform

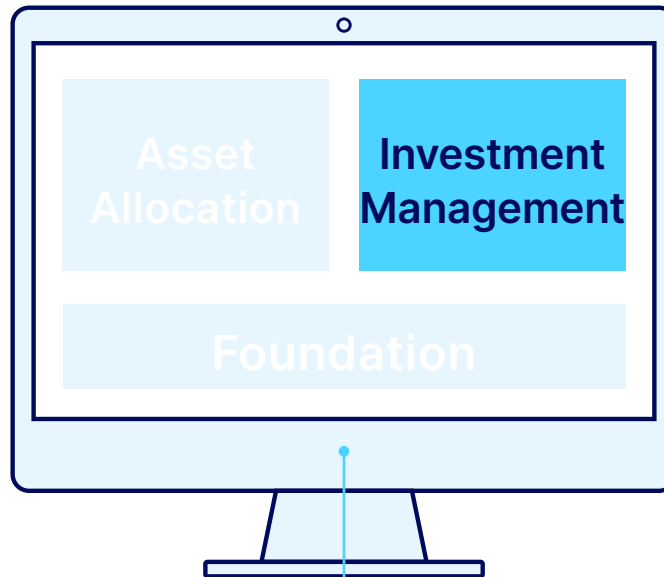
Consolidate portfolio construction, optimization, risk measurement and scenario analysis on a single platform, leveraging your choice of internal or third-party risk analytics. Gain a unified portfolio view across asset classes, including externally managed funds.



SCENARIO ANALYSIS

Determine Portfolio Impact of Market and Macro Shocks

Understand asset-class specific impacts of multiple stress factors on your portfolios, including factor-based and economic scenarios such as interest rate and FX shifts, credit spread changes, inflation shocks, and equity market movements.



MANAGER SELECTION

Make Informed Manager Selection and Allocation Decisions


Benchmark internal and external asset managers to understand contributions and correlations. Make data-driven manager selection and capital allocation decisions.



TRADING

Automate Trades Across Global Liquidity Venues

Our multi-asset order and execution management connects you to global liquidity venues, automates low-touch trades and supports portfolio trades. Access your choice of transaction cost analytics providers to document best execution and gain visibility into trade execution quality.



PLAN PERFORMANCE, ATTRIBUTION & RISK

Understand Performance and Attribution Across Managers

Calculate attribution across asset classes either from internally generated or custodial returns for both public and private assets. View the latest return, contribution and attribution data across any time frame and geography for each asset class.



COMPLIANCE

Ensure Compliance with Investment Policy Statements

Centralize compliance monitoring and management across the investment life cycle, with services that help reduce costs and maintain compliance with global regulations. Streamlined rule-building, testing and maintenance, customizable reporting, and a complete audit history.

Foundation



CASH & POSITION MANAGEMENT (IBOR)




Operate From an Investment-Centric View of Holdings

Eliminate the time lag of custodial position feeds with accurate, start-of-day cash and positions across your entire fund. Access detailed breakdowns of underlying constituents for complex fund structures that help explain contribution to the fund's overall risk and exposure profile.




DATA MANAGEMENT & WAREHOUSING




Capture, Curate and Harness Internal and External Data

Capture the disparate data generated across your investment process and from external sources to better inform your asset allocation, investment and de-risking decisions and help meet regulatory requirements using our cloud-based data warehouse.



PARTNER ECOSYSTEM



Leverage Your Choice of Third-Party Providers

Our growing third-party provider ecosystem facilitates interoperability with your preferred risk analytics, factor models and data providers directly from our platform.

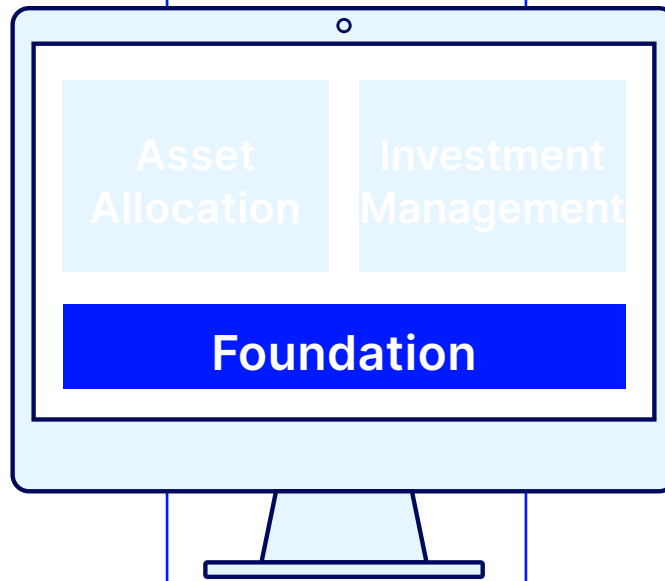


CLOUD DEPLOYMENT



Operate From a Secure, Scalable and Highly Performant Platform

Our cloud-deployed platform helps enable more agile operations, supports compliance with growing regulatory and data residency requirements, and scales seamlessly to support organic and acquisition-based business growth.



About Charles River Development, A State Street Company

Investment and wealth managers, asset owners and insurers in 30 countries rely on Charles River IMS to manage USD \$59 Trillion in assets. Together with State Street's middle and back office services, Charles River's cloud-based front office technology forms the foundation of State Street Alpha®. Charles River IMS helps automate and simplify the investment process across asset classes, from portfolio management and risk analytics through trading and post-trade settlement, with integrated compliance and managed data throughout. Charles River for Private Markets helps solve complex data challenges for investors in private credit, real estate, private equity, and infrastructure. Charles River's partner ecosystem enables clients to access the data, analytics, application and liquidity providers that support their product and asset class mix. With more than 185% increase in headcount over the last 7+ years, Charles River serves clients globally offering 24/7 support.

*Statistics as of Q2 2025. Assets are inclusive of clients using the platform for purposes of secondary compliance.

Learn more at crd.com/asset-owners

Charles River® Development - A State Street Company is a wholly owned business of State Street Corporation (incorporated in Massachusetts).

This document and information herein (together, the "Content") is subject to change without notice based on market and other conditions and may not reflect the views of State Street Corporation and its subsidiaries and affiliates ("State Street"). The Content is provided only for general informational, illustrative, and/or marketing purposes, or in connection with exploratory conversations; it does not take into account any client or prospects particular investment or other financial objectives or strategies, nor any client's legal, regulatory, tax or accounting status, nor does it purport to be comprehensive or intended to replace the exercise of a client or prospects own careful independent review regarding any corresponding investment or other financial decision. The Content does not constitute investment research or legal, regulatory, investment, tax or accounting advice and is not an offer or solicitation to buy or sell securities or any other product, nor is it intended to constitute any binding contractual arrangement or commitment by State Street of any kind. The Content provided was prepared and obtained from sources believed to be reliable at the time of preparation, however it is provided "as-is" and State Street makes no guarantee, representation, or warranty of any kind including, without limitation, as to its accuracy, suitability, timeliness, merchantability, fitness for a particular purpose, non-infringement of third-party rights, or otherwise. State Street disclaims all liability, whether arising in contract, tort or otherwise, for any claims, losses, liabilities, damages (including direct, indirect, special or consequential), expenses or costs arising from or connected with the Content. The Content is not intended for retail clients or for distribution to, and may not be relied upon by, any person or entity in any jurisdiction or country where such distribution or use would be contrary to applicable law or regulation. The Content provided may contain certain statements that could be deemed forward-looking statements; any such statements or forecasted information are not guarantees or reliable indicators for future performance and actual results or developments may differ materially from those depicted or projected. Past performance is no guarantee of future results. No permission is granted to reprint, sell, copy, distribute, or modify the Content in any form or by any means without the prior written consent of State Street.

The offer or sale of any of these products and services in your jurisdiction is subject to the receipt by State Street of such internal and external approvals as it deems necessary in its sole discretion. Please contact your sales representative for further information.

State Street may from time to time, as principal or agent, for its own account or for those of its clients, have positions in and/or actively trade in financial instruments or other products identical to or economically related to those discussed in this communication. State Street may have a commercial relationship with issuers of financial instruments or other products discussed in this communication.

To learn how State Street looks after your personal data, visit: <https://www.statestreet.com/utility/privacy-notice.html>. Our Privacy Statement provides important information about how we manage personal information.

Copyright © 2025 State Street Corporation and/or its applicable third party licensor. All rights reserved.